

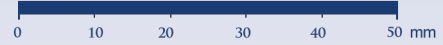
HOW TO SIZE A RING

FOLLOW OUR GUIDE AND FIND YOUR RING SIZE

Step 1:


Print this page. Make sure the scale option is set to 100%

SCALE



Step 2:

Measure the lines to the right on the printed paper in inches or centimeters, to confirm the scale is correct.



Step 3:

OPTION 1-MEASURE YOUR FINGER

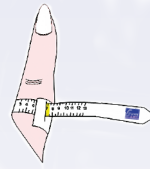
Cut out this paper ring sizer and make a slit on the left side.

Take the arrow and slide it through the slit, making sure the numbers are visible on the outside of the paper.

pull the ring sizer tightly around the knuckle on your designated ring finger.

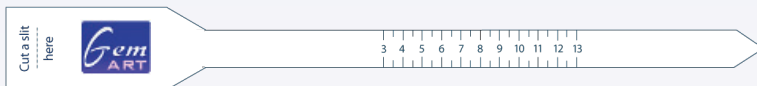
Read the number on the scale. This is your ring size according to the US scale.

Ring sizes vary by country. to find out your ring size, see our ring size conversion chart.



RING SIZE IN MILLIMETERS

SIZE	CIRCUMFERENCE	SIZE	CIRCUMFERENCE
Size 3	44.2 mm	Size 8.5	58.2 mm
Size 3.5	45.5 mm	Size 9	59.5 mm
Size 4	46.7 mm	Size 9.5	60.8 mm
Size 4.5	48 mm	Size 10	62.1 mm
Size 5	49.3 mm	Size 10.5	63.3 mm
Size 5.5	50.6 mm	Size 11	64.6 mm
Size 6	51.8 mm	Size 11.5	65.9 mm
Size 6.5	53.1 mm	Size 12	67.2 mm
Size 7	54.4 mm	Size 12.5	68.4 mm
Size 7.5	55.7 mm	Size 13	69.7 mm
Size 8	56.9 mm	Size 13.5	71.0 mm



OPTION 2 -MEASURE A SIMILAR RING

Simply select the circle that matches the diameter of a ring you already have. If the ring falls in between two circles, choose the smaller size.



					Size 3 14.0 mm	Size 3.5 14.4 mm	Size 4 15.0 mm	Size 4.5 15.3 mm	Size 5 15.6 mm
Size 5.5 15.9 mm	Size 6 16.5 mm	Size 6.5 16.8 mm	Size 7 17.2 mm	Size 7.5 17.5 mm	Size 8 18.1 mm	Size 8.5 18.6 mm	Size 9 19.1 mm	Size 9.5 19.4 mm	
Size 10 19.7 mm	Size 10.5 20.1 mm	Size 11 20.6 mm	Size 11.5 21.0 mm	Size 12 21.3 mm	Size 12.5 21.9 mm	Size 13 22.3 mm	Size 13.5 22.7 mm		